


**KS750HWT3**  
**75 cm, WINE CELLAR, 0H Model**  
**BUILT-IN**  
**CLASSIC® SERIES**

**Fhiaba**



**FEATURES**

- Made in Italy
- TriMode™: Total Flexibility, make the bottom drawer a refrigerator, fresh food space, or freezer with the control menu
- ProVent™: Uniform air circulation maintains consistent temperatures throughout the appliance resulting in better food preservation
- OptiView™: OptiView LED lights
- ProVent™: Uniform air circulation maintains consistent temperatures throughout the appliance resulting in better food preservation
- Humidity Control: Choose between high, medium and low humidity – particularly important for wine storage
- Total No Frost: Temperature control helping mitigate cooling loss when opening the refrigerator door. No more frost build-up that requires defrosting
- EquiLance™: Achieve a seamless built-in look with Fhiaba's innovative door hinge
- Stainless steel front
- Sabbath Mode
- Anti-Vibration: Vibration protection shields wine bottles from rattling when stored inside the wine cooler
- Wine Cellar Natural Wood Shelves: Natural beechwood provides optimal wine storage preserving wine flavor and appearance
- Wine Cellar UV Protection: Triple-layer bronze glass doors protect against UV rays and direct heat from sunlight

**GENERAL PROPERTIES**

Equilance Hinge	YES
Soft-Closing Glides	NO
Low Vibration	YES
OptiView (Led Light Spots)	YES
Shelves	9
Type Of Shelves	WOOD
Door Bins	
Fridge Interior Drawers	
Freezer Drawers	2
Evenlift Shelves	NO
Full Extension Shelves 90° Door Opening	YES
Full Extension Drawers 90° Door Opening	NO
Defrost Process	AUTOMATIC
Ice Maker With Water Filter	NO
Door Open Alarms	YES
Shopping Fridge	NO
Shopping Freezer	YES
Power Failure Alert	YES
Water Dispenser With Water Filter	NO

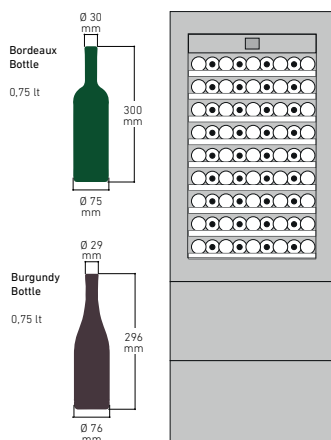
# KS750HWT3

75 cm, WINE CELLAR, 0H Model

BUILT-IN

CLASSIC® SERIES

## PRODUCT DETAIL



1D | 2BD | 2M

D = door  
BD = drawer  
M = separate microclimates

CAPACITY		DIMENSIONS & WEIGHT	
Volume Compartment 1 (L)	283	Height of the product (closed weels)(mm)	2050
Volume Compartment 2 (L)	N/A	Adjustable feet height (mm)	25
Volume Compartment 3 (L)	134	Width of the product (mm)	749
Total Net Volume (L)	416	Depth of Product without handle (mm)	635
Total Gross Volume (L)	430	Wall cavity height (mm)	2064
Compartment 1 / Upper wine cellar capacity (bottles)	81	Wall cavity width (mm)	750
Compartment 2 / Lower wine cellar capacity (bottles)	N/A	Wall cavity depth (mm)	650
Compartment 3 / Bottom wine cellar capacity (bottles)	N/A	Net Weight (kg)	187
		Gross Weight (kg)	208
TECHNICAL DETAILS		TEMPERATURE RANGES	
Total absorbed current (A)	2	Climatic compartments	2
Voltage (V)	220-240V	Compartment 1 / Upper temperature (°C)	from 4 to 18
Frequency (Hz)	50/60 Hz	Compartment 2 / Middle temperature (°C)	from N/A to N/A
Power Cord Length (mm)	2	Low temp zone	NO
Plug Type	Tipo F (Schuko) 16A IEC13 10A	Compartment 3 / Low temperature (°C)	from 4 to 18
Climatic class	SN/T	Dual zone	YES
Noise level (dB)	41	ACCESSORIES	
Refrigerant (gas)	R600a	• Stainless steel sides panels	• Cheese drawer
Water connection / female attachment	/	• Glass door	• Set of knives
		• Joining kit	• Prosciutteria kit
		• Stainless steel portal for freestanding	• Bottle trap
		• Extra lenght anti-tipping kit	• Sigar drawer
		• Anticondensation kit	• Beverage drawer
		• Cleaning kit	• Beverage shelf
		• Active carbon filter	• Beverage removable shelf
		• FLD - Fhiaba Link Device	
		• Front ventilation kit	
		• Painting	
		• 90° Door stop	
		• Wine kit	
EFFICIENCY			
New Energy Label class	E		
Energy consumption (kWh/year)	183		

# KS750HWT3


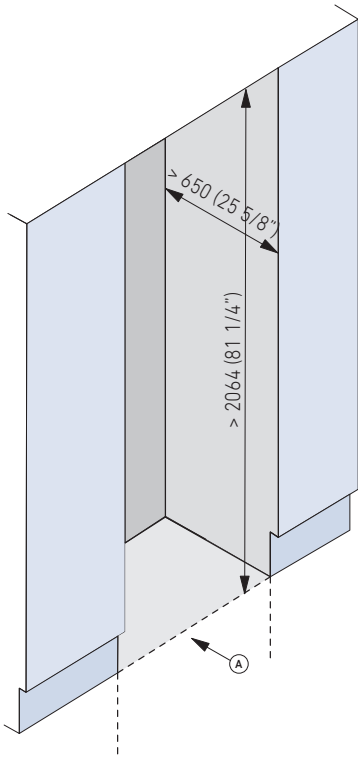
75 cm, WINE CELLAR, 0H Model

BUILT-IN

CLASSIC® SERIES

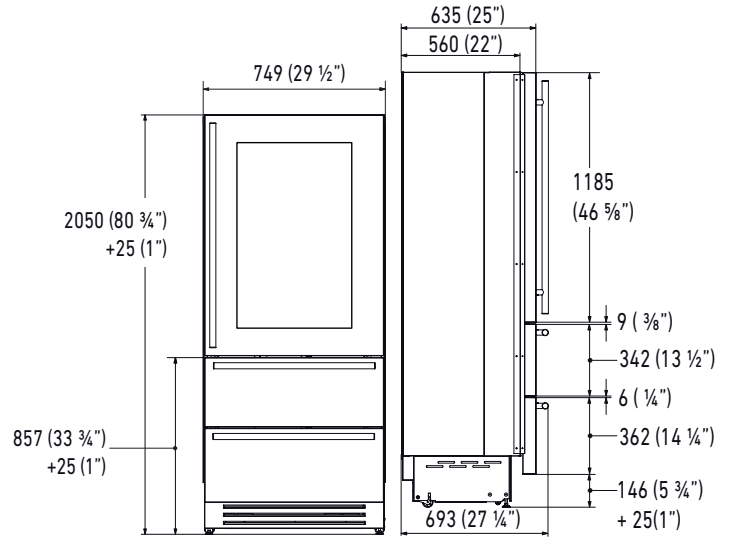
## PRODUCT SPECIFICATIONS AND DIMENSIONS

# Fhiaba




FRONT VIEW

SIDE VIEW

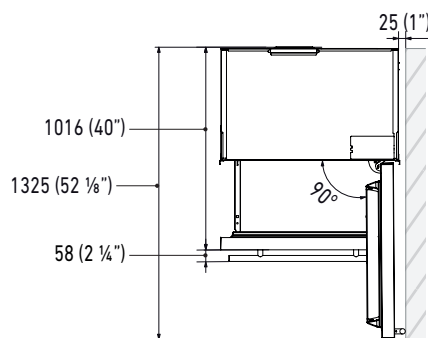


TECHNICAL DATA	
Niche Width A (mm)	750
Unit Width B (mm)	737
Unit Width with lateral frames C (mm)	749

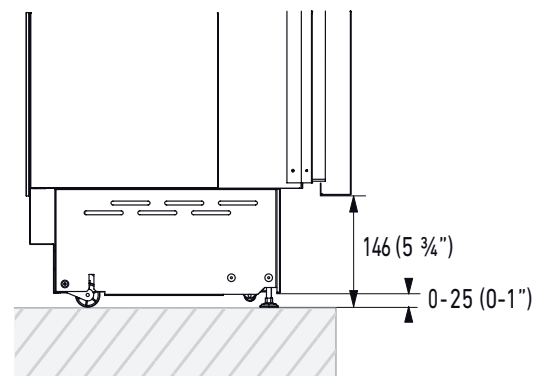
TOP VIEW, HINGE 105°



TOP VIEW, HINGE 90°



PLINTH SIZE



**i** For installation specifications, please consult with Fhiaba. For optimum installation, we recommend using the actual product as the best guide.

**i** Based on the adjustment of the feet and the height of the panel from the floor, the customer defines the perforated plinth to be installed on the equipment.

# KS750HWT3

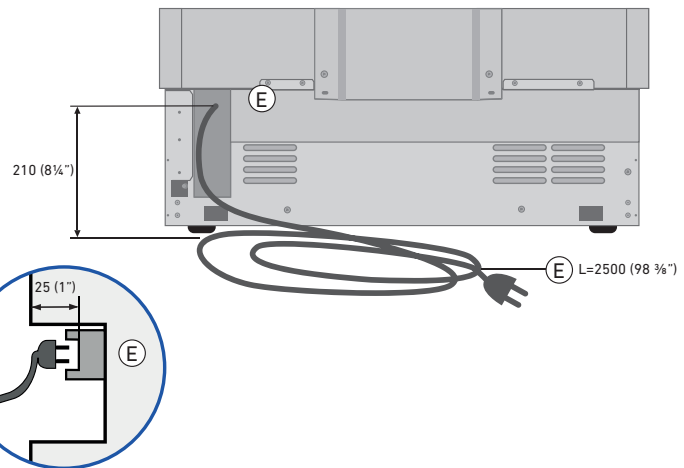
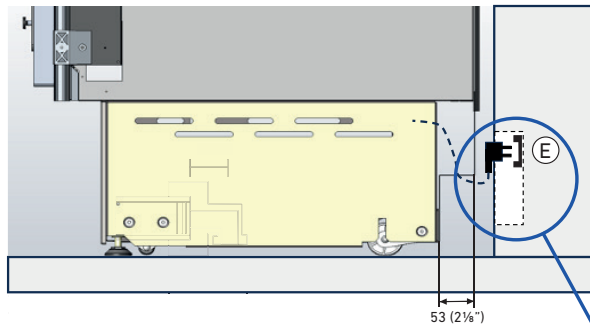
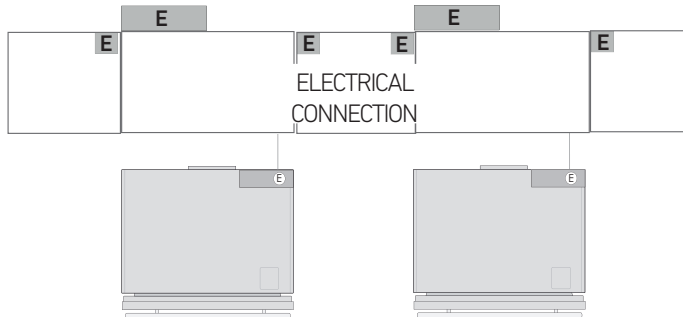
75 cm, WINE CELLAR, 0H Model

BUILT-IN

CLASSIC® SERIES

## PRODUCT SPECIFICATIONS AND DIMENSIONS

Electrical Connection



Electrical and water connections (if applicable) should be reachable without having to uninstall the appliance. If the connections must be made directly behind the appliance then it is recommended to recess those connections.

**IMPORTANT:** do not put the water shut-off valve behind the appliance where it will be inaccessible.



For installation specifications, please consult with Fhiaba. For optimum installation, we recommend using the actual product as the best guide.