

FI18FZC-R02

18", FREEZER, 0FZ Model

FULLY INTEGRATED

INTEGRATED® SERIES

Fhiaba



FEATURES

- Made in Italy
- OptiView™: OptiView LED lights
- EventLift™: Easily rearrange the shelving without removal using the EvenLift system
- ProVent™: Uniform air circulation maintains consistent temperatures throughout the appliance resulting in better food preservation
- Antibacterial Stainless Steel Interiors Drawers: Achieve the highest food quality by storing food in the stainless steel interior drawer that shields against the spread of bacteria
- Total No Frost: No more frost build-up that requires defrosting
- Ice Maker: Get high-quality ice cubes in a variety of sizes
- Water Filter: Get pure water and crystal-clear ice thanks to the integrated water filter and ice maker
- SuperIce™: Temporarily increase ice cube production for gatherings and parties
- Ice Size: Easily switch between medium and large ice cubes
- EquiLance™: Achieve a seamless built-in look with Fhiaba's innovative door hinge

GENERAL PROPERTIES

Equilance Hinge	YES
Soft-Closing Glides	YES
Low Vibration	YES
OptiView (Led Light Spots)	YES
Shelves	2
Type Of Shelves	GLASS
Door Bins	2
Fridge Interior Drawers	N/A
Freezer Drawers	3
Eventlift Shelves	NO
Full Extension Shelves 90° Door Opening	NO
Full Extension Drawers 90° Door Opening	YES
Defrost Process	AUTOMATIC
Door Open Alarms	YES
Shopping Fridge	NO
Shopping Freezer	YES
Power Failure Alert	YES
Ice Maker With Water Filter	YES
Water Dispenser With Water Filter	NO
Water Filter Cartridge	YES

FI18FZC-R02


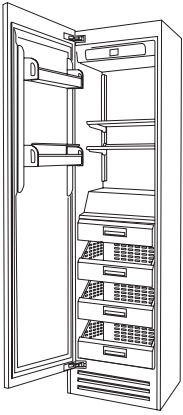
18", FREEZER, 0FZ Model

FULLY INTEGRATED

INTEGRATED® SERIES

PRODUCT DETAIL

Fhiaba



1D | 1M

freezer

D = door

M = separate microclimates

CAPACITY

Net Capacity	7.9 cuft (223 l)
Upper Compartment Wine Cellar Capacity (Bottles)	N/A
Lower Compartment Wine Cellar Capacity (Bottles)	N/A

TECHNICAL DETAILS

Total Absorbed Current (A)	2.5
Voltage (V)	115
Frequency (Hz)	60
Power Cord Length	78 3/4" (2 m)
Plug Type	Nema 5-15P
Climate Class	SN/T
Refrigerant (Gas)	R600a
Water Connection / Female Attachment	3/4" NPT (1/4" elbow adapter)

EFFICIENCY

Estimated Yearly Electricity Use	480 kwh
----------------------------------	---------

DIMENSIONS & WEIGHT

Height Of The Product (Minimum)	83 1/2" (2120 mm)
Adjustable Feet Height	up to 1" (25 mm)
Width Of The Product	17 7/8" (455 mm)
Depth Of Product Without Handle	24" (610 mm)
Cut-out Height	84" (2134 mm)
Cut-out Width	18" (457 mm)
Cut-out Depth	min 24" (610 mm) + panel thickness for flush install
Net Weight	282 lbs (128 kg)
Gross Weight	326 lbs (148 kg)

TEMPERATURE RANGES

Climate Zones	1
Compartment 1 / Upper Temperature	from 9°F (-13°C) to -9°F (-23°C)
Compartment 2 / Middle Temperature	N/A
Compartment 3 / Low Temperature	N/A

FI18FZC-R02

18", FREEZER, 0FZ Model

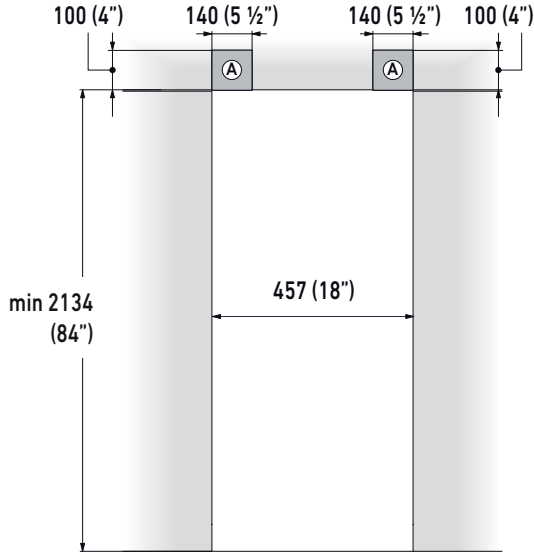
FULLY INTEGRATED

INTEGRATED® SERIES

PRODUCT SPECIFICATIONS AND DIMENSIONS

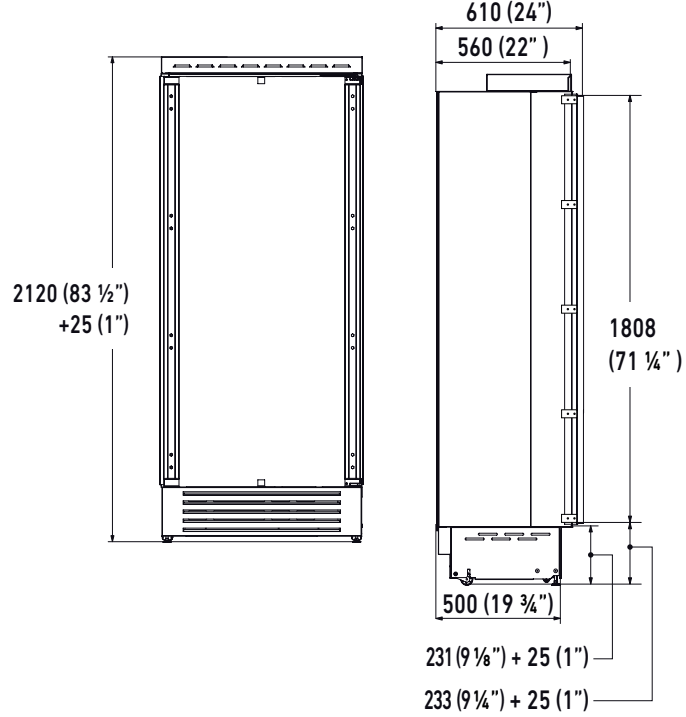


FRONT VIEW

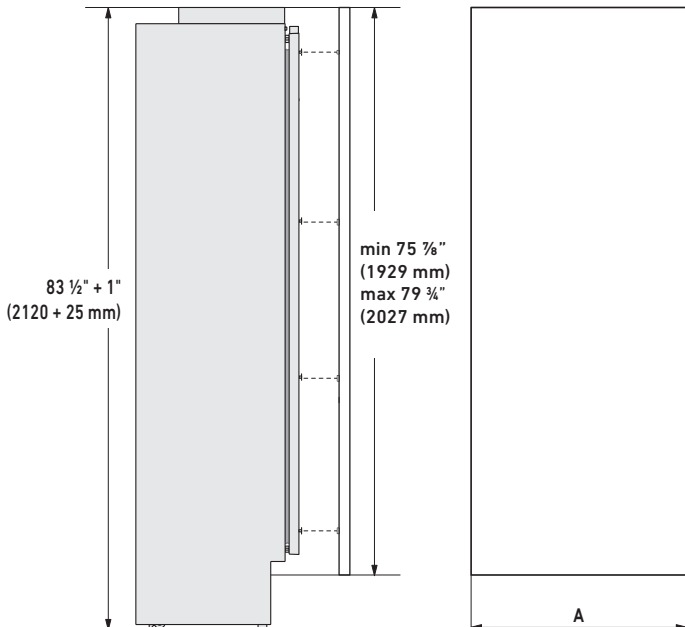


A
Area to be left clear for the anti-tipping brackets

SIDE VIEW

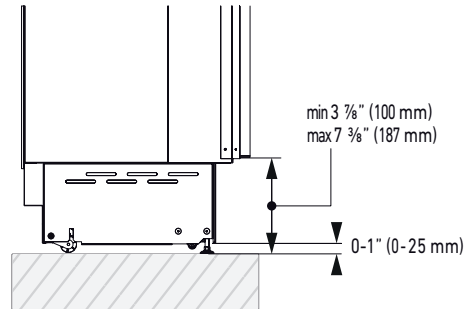


CUSTOM PANELS INFORMATION



Serie	A
18"	17 5/8" (451 mm)

PLINTH SIZE



INTEGRATED PANEL RECOMMENDATIONS

Panels with thickness ranging between 3/4" in (18 mm) and 1 1/8" in (28 mm)

Door Panels Weight Max	75 lbs (34 kg)
Drawer Panels Weight Max	N/A lbs (N/A kg)

FI18FZC-R02

18", FREEZER, 0FZ Model

FULLY INTEGRATED

INTEGRATED® SERIES

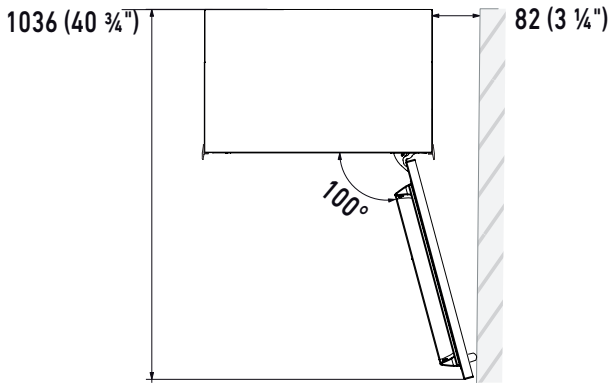
PRODUCT SPECIFICATIONS AND DIMENSIONS

TOP VIEWS

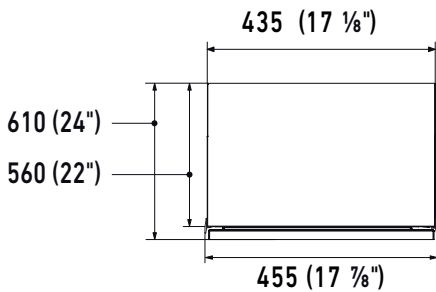


Door swing clearance

Minimum distance from the wall (hinge side)

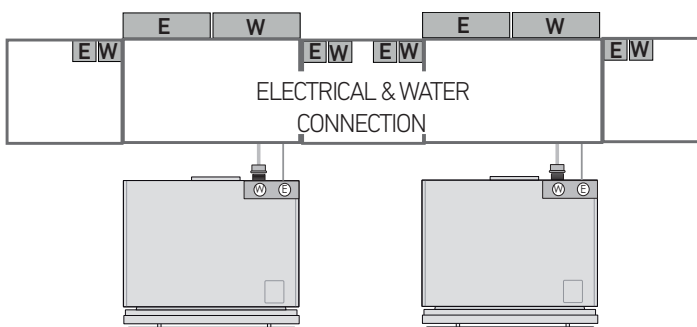


Width of the body of the appliance



Width of appliance with mounting brackets installed (effective width)

Electrical Connection



Electrical and water connections (if applicable) should be reachable without having to uninstall the appliance. If the connections must be made directly behind the appliance then it is recommended to recess those connections. **IMPORTANT:** do not put the water shut-off valve behind the appliance where it will be inaccessible.