

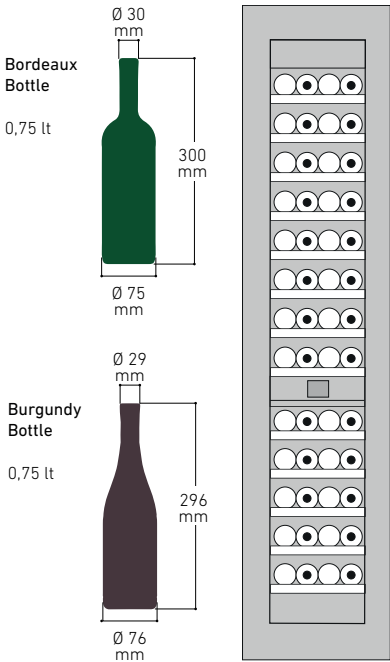
FP18WCC-RS2

18", WINE CELLAR, 0FW Model

BUILT-IN

X-PRO® SERIES





FEATURES

- Made in Italy
- OptiView™: OptiView LED lights
- ProVent™: Uniform air circulation maintains consistent temperatures throughout the appliance resulting in better food preservation
- Humidity Control: Choose between high, medium and low humidity – particularly important for wine storage
- Total No Frost: Temperature control helping mitigate cooling loss when opening the refrigerator door. No more frost build-up that requires defrosting
- EquiLance™: Achieve a seamless built-in look with Fhiaba's innovative door hinge

GENERAL PROPERTIES

Equilance Hinge	YES
Soft-Closing Glides	NO
Low Vibration	YES
OptiView (Led Light Spots)	YES
Shelves	13
Type Of Shelves	WOOD
Door Bins	N/A
Fridge Interior Drawers	N/A
Freezer Drawers	N/A
Evenlift Shelves	NO
Full Extension Shelves 90° Door Opening	YES
Full Extension Drawers 90° Door Opening	NO
Defrost Process	AUTOMATIC
Ice Maker With Water Filter	NO
Door Open Alarms	YES
Shopping Fridge	NO
Shopping Freezer	NO
Power Failure Alert	YES
Water Dispenser With Water Filter	NO

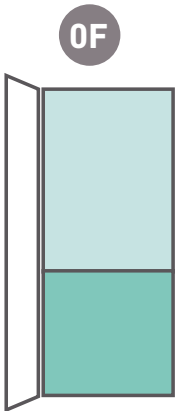
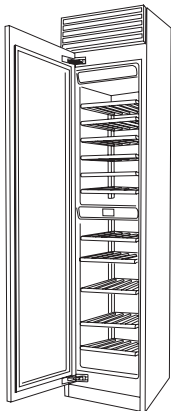
FP18WCC-RS2

18", WINE CELLAR, 0FW Model

BUILT-IN

X-PRO® SERIES

PRODUCT DETAIL



1D | 2M

wine cellar

D = door

M = separate microclimates

CAPACITY	
Net Capacity	7.7 cuft (219 l)
Upper Compartment Wine Cellar Capacity (Bottles)	32
Lower Compartment Wine Cellar Capacity (Bottles)	20
TECHNICAL DETAILS	
Total Absorbed Current (A)	2.5
Voltage (V)	115
Frequency (Hz)	60
Power Cord Length	78 3/4" (2 m)
Plug Type	3-prong (15 Amp)
Climate Class	SN/T
Refrigerant (Gas)	R600a
Water Connection / Female Attachment	N/A
EFFICIENCY	
Estimated Yearly Electricity Use	191 kwh

DIMENSIONS & WEIGHT	
Height Of The Product (Minimum)	83 1/2" (2120 mm)
Adjustable Feet Height	up to 1" (25 mm)
Width Of The Product	18" (457 mm)
Depth Of Product Without Handle	25" (635 mm)
Cut-out Height	84" (2134 mm)
Cut-out Width	18" (457 mm)
Cut-out Depth	min 25" (635 mm)
Net Weight	311 lbs (141 kg)
Gross Weight	355 lbs (161 kg)
TEMPERATURE RANGES	
Climate Zones	2
Compartment 1 / Upper Temperature	from 39°F (4°C) to 64°F (18°C)
Compartment 2 / Middle Temperature	N/A
Compartment 3 / Low Temperature	from 39°F (4°C) to 64°F (18°C)

FP18WCC-RS2

18", WINE CELLAR, 0FW Model

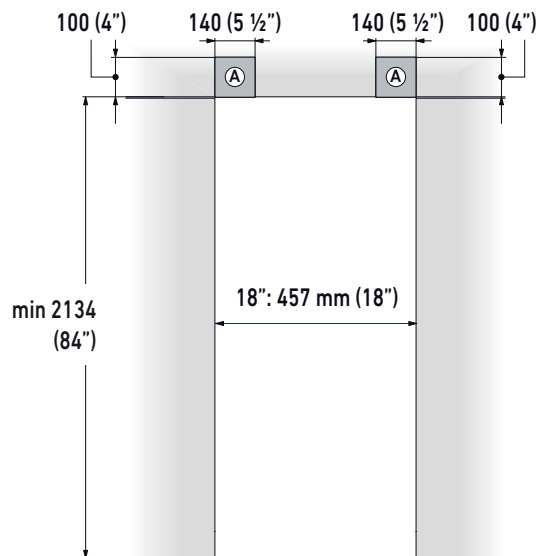
BUILT-IN

X-PRO® SERIES

PRODUCT SPECIFICATIONS AND DIMENSIONS

Fhiaba

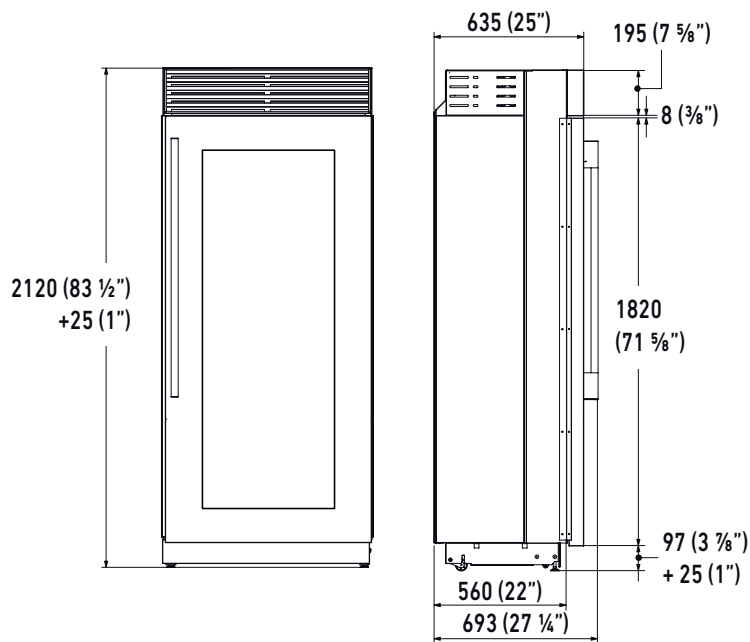
FRONT VIEW



A

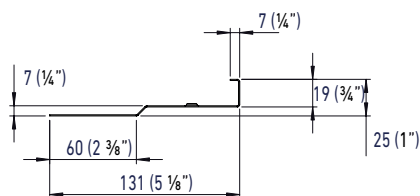
Area to be left clear for the anti-tipping brackets

SIDE VIEW



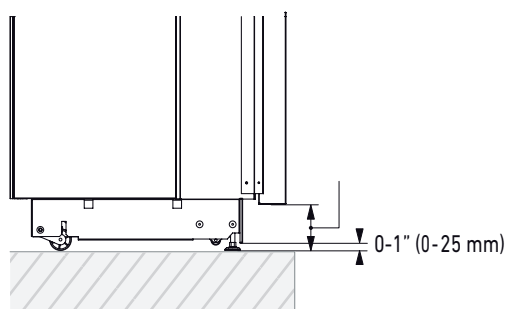
! Requires J-profile trim kit to finish the large openings / gaps around the appliance or use the standard plastic mounting clips for fitting into Euro width cabinet.

J profile

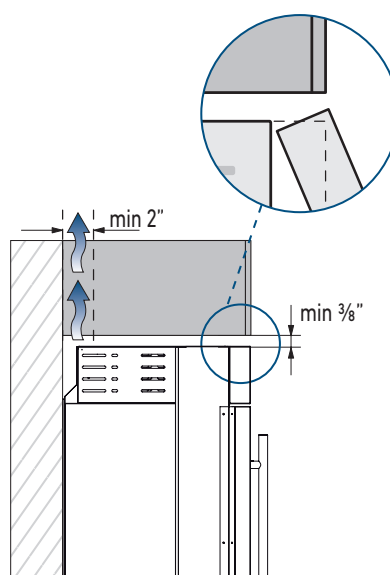


code FXJTRIMSS

PLINTH SIZE



TOP VENTILATION



If the units are to be installed inside a cutout or within an enclosed structure, it is necessary to design a ventilation shaft at the back of the cutout to assure proper ventilation at the back of the unit.

Cross-sectional chimney ventilation area should equal 200cm² (31in²).

FP18WCC-RS2

18", WINE CELLAR, 0FW Model
BUILT-IN

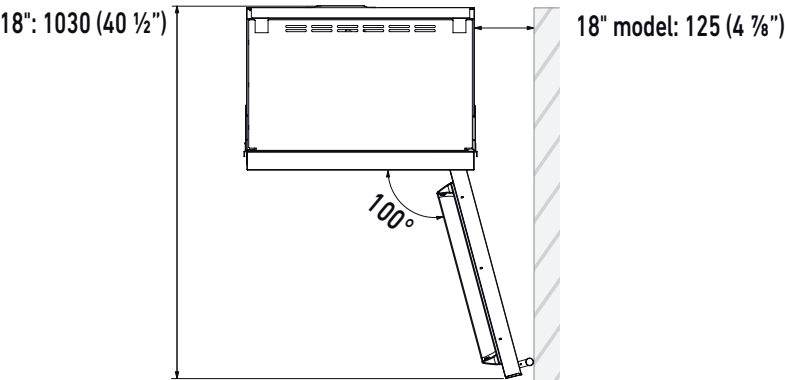
X-PRO® SERIES

PRODUCT SPECIFICATIONS AND DIMENSIONS

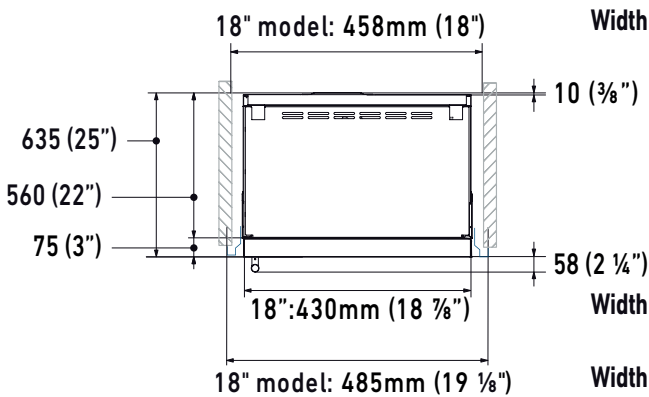
TOP VIEWS

Door swing clearance

Minimum distance from
the wall (hinge side)

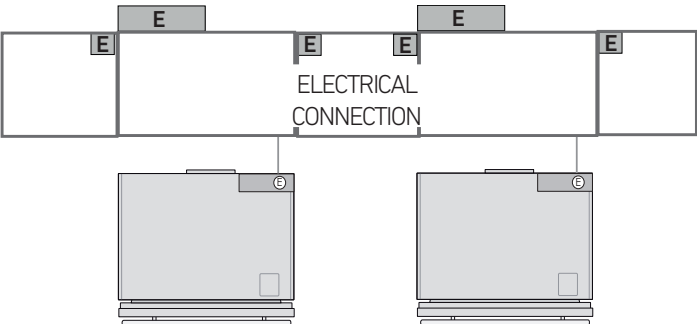


Width of the body of the appliance



Width of appliance with
Jprofile installed
(effective width)

Electrical Connection



Electrical and water connections (if applicable) should be reachable without having to uninstall the appliance. If the connections must be made directly behind the appliance then it is recommended to recess those connections.
IMPORTANT: do not put the water shut-off valve behind the appliance where it will be inaccessible.